

Three Reasons to Choose the EnergyCell OPzV from OutBack Power:

1. PURPOSE-BUILT

- Batteries designed for residential or light-commercial off-grid renewable energy power demands
- Tubular gel plate design maximizes high cycle life in demanding off-grid environments
- 3,000 cycles at 50% DOD

2. EASY-TO-INSTALL AND MAINTAIN

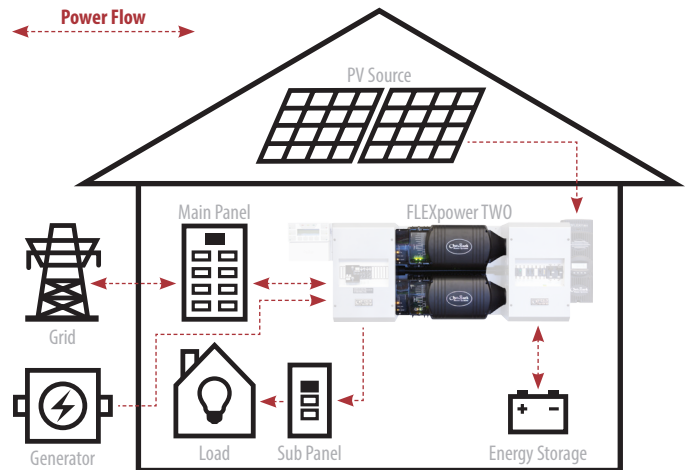
- VRLA Tubular GEL technology means no periodic watering of cells or retorquing terminal connections
- Space-saving rack design when installed with matching rack
- Includes intercell connects and top access to cell connections
- 3 year full replacement warranty
- OPTICS RE connectivity means real-time access to critical battery performance data
- Batteries and power electronics can be installed in the same area¹

3. SINGLE-BRAND SYSTEM SOLUTION

- Optimized to work seamlessly with OutBack power conversion equipment
- Ease of ordering with SystemEdge package configurations—to learn more visit www.outbackpower.com
- Single point of contact for all technical system inquiries
- Quality and reliability from OutBack Power assures customers receive the best technologies for renewable energy systems in the market today



OutBack EnergyCell OPzV Typical System Integration:



OUTBACK POWER — MASTERS OF THE OFF-GRID. FIRST CHOICE FOR THE NEW GRID.



MAKE THE POWER

- FLEXpower Integrated Systems
- Inverter/Chargers & Charge Controllers



STORE THE ENERGY

- EnergyCell RE, GH, NC and OPzV Batteries
- Battery Enclosures and Racking



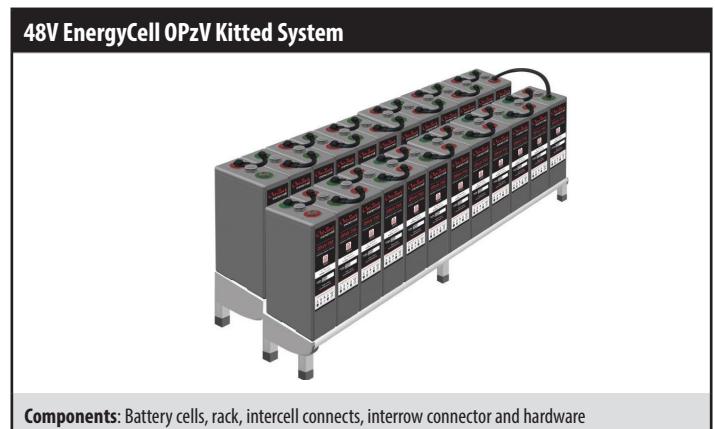
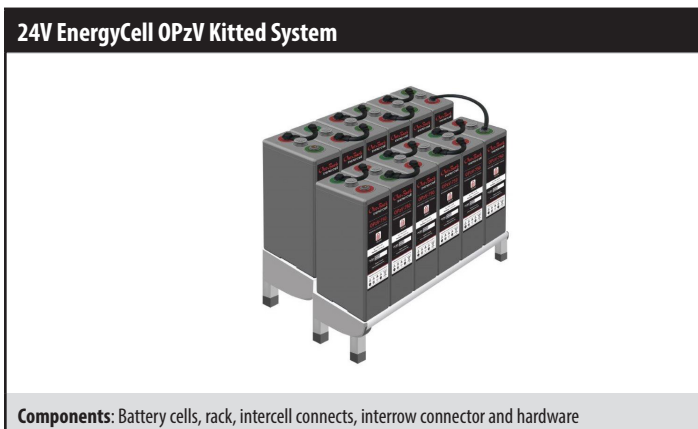
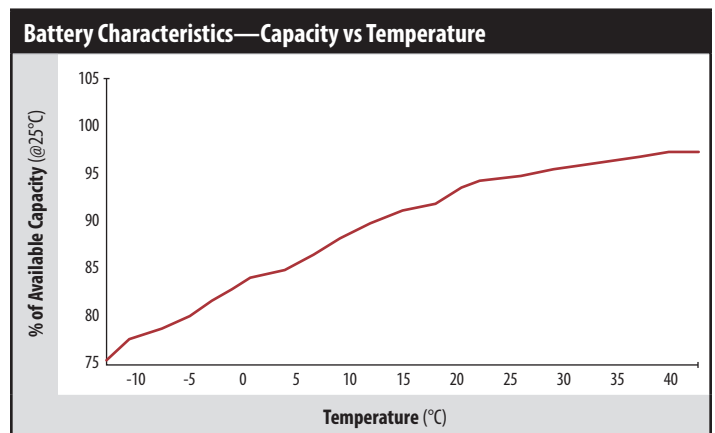
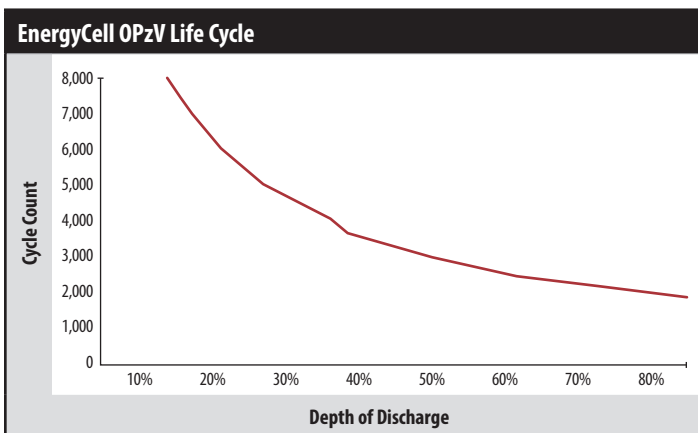
MANAGE THE SYSTEM

- OPTICS RE System Monitoring and Control
- MATE3 System Display and Communications

Models:	OPzV-450	OPzV-750	OPzV-2000	OPzV-3000
Kitted System Part Numbers*	24V: 24-IBR-OPzV-450 48V: 48-IBR-OPzV-450	24V: 24-IBR-OPzV-750 48V: 48-IBR-OPzV-750	24V: 24-IBR-OPzV-2000 48V: 48-IBR-OPzV-2000	24V: 24-IBR-OPzV-3000 48V: 48-IBR-OPzV-3000
Technology	OPzV VRLA Tubular GEL	OPzV VRLA Tubular GEL	OPzV VRLA Tubular GEL	OPzV VRLA Tubular GEL
Cell Voltage	2V	2V	2V	2V
Cycle Life (50% DOD 1.75VPC)	3000	3000	3000	3000
Short Circuit Current	3380A	4520A	8640A	12680A
Maximum Charge Current(A)	3*110 = 100.8 (20°C)	3*110 = 170 (20°C)	3*110 = 414 (20°C)	3*110 = 648 (20°C)
Internal Resistance (mOhm)	0.60	0.45	0.24	0.16
kWh Storage Per Cell	C/24: 0.77 C/120: 0.87	C/24: 1.3 C/120: 1.4	C/24: 3.24 C/120: 3.75	C/24: 5.0 C/120: 5.65
Dimensions L x W x H (mm/in)	145 x 206 x 382 / 5.71 x 8.11 x 15.04	166 x 206 x 498 / 6.54 x 8.11 x 19.61	275 x 210 x 673 / 10.82 x 8.27 x 26.5	399 x 214 x 799 / 15.71 x 8.43 x 31.46
Weight (kg/lb)	28.0 / 61.71	42.0 / 92.57	97.0 / 213.8	165.0 / 363.8
Operating Temperature Limits (°C)	-20 to 45 (preferably acc to manual)	-20 to 45 (preferably acc to manual)	-20 to 45 (preferably acc to manual)	-20 to 45 (preferably acc to manual)
Shelf Life (@ 20°C)	6 months	6 months	6 months	6 months
Warranty	3 years	3 years	3 years	3 years

* Each kitted system comes with 24 battery cells, breaker disconnect, intercell connects and racking.

Ah Capacity (1.75VPC @ 20°C)	8Hr	10Hr	12Hr	20Hr	24Hr	48Hr	72Hr	100Hr	120Hr	240Hr
OPzV-450	334.24	348.4	359.76	389.8	399.84	434.4	451.44	463.0	468.0	482.4
OPzV-750	567.4	592.9	613.2	667.4	685.7	749.3	780.5	802.0	813.6	844.8
OPzV-2000	1387.0	1449.5	1499.0	1632.2	1677.8	1840.3	1925.3	1987.0	2017.2	2100.0
OPzV-3000	2171.0	2264.0	2337.2	2529.4	2593.4	2813.4	2923.9	3001.0	3038.4	3141.6



*Consult local and regional electrical code for proper installation of energy storage requirements.